

Tarifa de Repuestos Motores 4t adaptables a motores

HONDA - KAMA - BRIGGS&STRATTON
MAQVER - ZOMAX





REPUESTO MOTORES 4 T




REPUESTO ADAPTABLE A MOTORES HONDA

10004100	<p><u>HEAD</u> ASSEMBLY,CYLINDER <i>CULATA</i></p>		G-100	-	
12004100			GX120	12210--ZH7-405	
16004100			GX160	12210-ZH8-020	
20004100			GX200	12210-ZL0-000	
24004100			GX240/270	12310-ZE2-020	
34004100		GX340/390	12200-ZF6-W01		
10004001	<p><u>HEAD GASKET</u> <i>JUNTA CULATA</i></p>		G-100	-	
12004001			GX120	12251-ZF0-000	
16004001			GX160	12551-ZF1-800	
20004001			GX200	12251-ZL0-003	
24004001			GX240/270	12251-ZH9-000	
34004001		GX340/390	12251-ZF6-W00		
12004002	<p><u>PACKING,HEAD COVER</u> <i>JUNTA TAPA</i> <i>BALANCINES</i></p>		GX120		
16004002			GX160		
20004002			GX200		
24004002			GX240/270	12391-ZE2-020	
34004002			GX340/390		
10012005	<p><u>SWITCH</u> ASSEMBLY,OIL LEVEL <i>SENSOR ALARMA</i> <i>ACEITE</i></p>		G-100	-	
12012005			GX120	15510-ZE1-033	
16012005			GX160	15510-ZE1-000	
20012005			GX200	15510-ZE1-033	
24012005			GX240/270	15510-ZE2-043	
34012005		GX340/390	15510-ZE2-043		
10012007	<p><u>ALERT UNIT,OIL</u> <i>CONDENSADOR</i> <i>ALARMA DE ACEITE</i></p>		G-100	-	
12012007			GX120	34150-ZH7-003	
16012007			GX160	34150-ZH7-003	
20012007			GX200	34150-ZH7-003	
24012007			GX240/270	34150-ZH7-003	
34012007		GX340/390	34150-ZH7-003		
10002001	<p><u>CRANKCASE COVER</u> <i>TAPA CARTER</i></p>		G-100	-	
12002001			GX120	11300-ZE0-000	
16002001			GX160	11300-ZE1-020	
20002001			GX200	11300-ZE1-633/641	
24002001			GX240/270	11300-ZE2-602	
34002001		GX340/390	11300-ZE3-040		

10002004			G-100	-		
12002004			GX120	11381-ZH7-800		
16002004	<u>PACKING CASE COVER</u>		GX160	11381-ZH8-801		
20002004	<u>JUNTA TAPA CARTER</u>		GX200			
24002004			GX240/270	11381-ZE2-801		
34002004			GX340/390	11381-ZE3-000		
10002002			G-100	-		
12002002			GX120	15600-ZE1-003		
16002002	<u>CAP.OIL FILLER</u>		GX160			
20002002	<u>NIVEL ACEITE</u>		GX200	15620-ZK7-800		
24002002			GX240/270	15600-735-700		
34002002			GX340/390	15600-735-003		
10001100			G-100	-		
12001100	<u>GOVERNOR ASSEMBLY</u> (Two weights)		GX120	16510-ZE1-000		
16001100	<u>PIÑÓN ACELERADOR</u>		GX160	16506-ZL0-000		
20001100			GX200	16506-ZL0-000		
24001100	<u>GOVERNOR ASSEMBLY</u> <u>PIÑÓN ACELERADOR</u>		GX240/270	16510-ZE2-000		
34001100	<u>GOVERNOR ASSEMBLY</u> (Three weights) <u>PIÑÓN ACELERADOR</u>		GX340/390	16510-ZE3-000		
YF22356	<u>OIL SEAL</u> <u>RETEN</u> 22x35x6		GX120	91202-ZE6-013		
YF22416	<u>OIL SEAL</u> <u>RETEN</u> 22x41x6				91203-ZE0-013	
YF25416	<u>OIL SEAL</u> <u>RETEN</u> 25x41x6			GX160	91201-ZOT-801	
YF25416	<u>OIL SEAL</u> <u>RETEN</u> 25x41x6			GX200	91202-883-005	
YF304608	<u>OIL SEAL</u> <u>RETEN</u> 30x46x8			GX240/270	91201-890-003	
YF304508	<u>OIL SEAL</u> <u>RETEN</u> 30x45x8				91201-889-003	
YF304608	<u>OIL SEAL</u> <u>RETEN</u> 30x46x8			GX340/390	91201-ZE3-004	
YF355208	<u>OIL SEAL</u> <u>RETEN</u> 35x52x8				91201-ZE3-004	
10003004			G-100	-		
12003004			GX120	13101-ZH7-010		
16003004	<u>PISTON</u> <u>PISTÓN</u>		GX160	13102-ZH8-010		
20003004			GX200	13101-ZL0-010		
24003004			GX240/270	13101-ZH9-000		
34003004			GX340/390	13101-ZF6-W00		

10003300			G-100	-	
10003300X			GX100	13010-Z0D-003	
12003300	<u>RING SET, PISTON</u> (STD.)		GX120	13010-ZH7-003/004	
16003300	JUEGO SEGMENTOS ESTÁNDAR		GX160	13011-ZL0-003/004	
20003300			GX200	13011-ZL0-003/004	
24003300			GX240/270	13010-ZE8-601/602	
34003300			GX340/390	13010-ZF6-003/005	
10003005			G-100	-	
12003005			GX120	13111-ZE0-000	
16003005	<u>PISTON PIN</u> BULON PISTÓN		GX160	13111-ZE1-000	
20003005			GX200		
24003005			GX240/270	13111-ZE2-000	
34003005			GX340/390	13111-ZF6-W00	
10003006			G-100	-	
12003006			GX120	90551-ZE0-000	
16003006	<u>Clip, piston pin</u> CLIP PISTÓN		GX160		
20003006			GX200	90551-ZE1-000	
24003006			GX240/270		
34003006			GX340/390	90601-ZE3-000	
10003200			G-100	-	
10003200X			GX100	13200-Z0D-000	
12003200	<u>CONNECTING ROD</u> BIELA		GX120	13200-ZE0-000	
16003200			GX160	13200-ZE1-010	
20003200			GX200	13200-ZE1-010	
24003200			GX240/270	13200-ZE2-010	
34003200			GX340/390	13200-ZE3-010	
16003101S			GX160	13310-XF6-V40	
16003101Q			GX200	13310-XF6-V40	
	<u>CRANKSHAFT</u> CIGÜEÑAL				
27003101S			GX240	13310-XF6-V40	
27003101Q			GX270	13310-ZH9-000	
27003101V					
	<u>CRANKSHAFT</u> CIGÜEÑAL				
39003101S			GX340	13310-ZF6-W10	
39003101Q			GX390	13310-ZF6-W10	
39003101V					
10005100			G-100	-	
12005100			GX120	14100-ZE0-812	
16005100	<u>CAMSHAFT ASSEMBLY</u> PIÑÓN ARBOL LEVAS		GX160	14100-ZE1-812	
20005100			GX200	14100-ZL0-000	
24005100			GX240/270	14100-ZH9-000	
34005100			GX340/390	14100-ZF6-W00	

10005002			G-100	-	
12005002			GX120	14410-ZE0-010	
16005002	<u>ROD PUSH</u>		GX160	14410-ZE1-010	
20005002	<u>VARILLA</u>		GX200	14410-ZE0-010	
24005002	<u>EMPUJADORA</u>		GX240/270	14410-ZE2-013	
34005002			GX340/390	14410-ZE3-013	
10005201				G-100	-
12005201			GX120		
16005201	<u>ARM.VALVE ROCKER</u>		GX160	14431-ZE1-000	
20005201	<u>BALANCÍN</u>		GX200		
24005201			GX240/270	14431-ZE2-010	
34005201			GX340/390		
10005001				G-100	-
12005001			GX120	14441-ZE1-010	
16005001	<u>LIFTER.VALVE</u>		GX160	14441-ZE1-010	
20005001	<u>EMPUJADOR</u>		GX200	14731-ZL0-000	
24005001	<u>BALANCINES</u>		GX240/270	14441-ZE2-000	
34005001			GX340/390	14441-ZE2-000	
10005004				G-100	
12005004			GX120	14711-ZF0-000	
16005004	<u>VALVE.INTAKE</u>		GX160	14711-ZF1-000	
20005004	<u>VALVULA ADMISIÓN</u>		GX200	14711-ZF1-000	
24005004			GX240/270	14711-ZE2-000	
34005004			GX340/390	14711-ZE3-000	
10005005				G-100	
12005005			GX120	14721-ZF0-000	
16005005	<u>VALVE.EXHAUST</u>		GX160	14721-ZF1-000	
20005005	<u>VALVULA ESCAPE</u>		GX200		
24005005			GX240/270	14721-ZE2-000	
34005005			GX340/390	14721-ZE3-000	
10005009				G-100	-
12005009			GX120		
16005009	<u>Exhaust Valve Rotator</u>		GX160	14781-ZE1-000	
20005009	<u>Cap</u>		GX200		
24005009	<u>CAZOLETA VALVULA</u>		GX240/270	14781-ZE2-000	
34005009			GX340/390		
24005011	<u>SEAL VALVE STEM</u>			GX240/270	12209-ZE8-003
34005011	<u>RETEN VALVULAS</u>	GX340/390		12209-ZE8-003	
10005006			G-100	-	
12005006			GX120		
16005006	<u>SPRING.VALVE</u>		GX160	14751-ZF1-000	
20005006	<u>MUELLE VALVULA</u>		GX200		
24005006			GX240/270	14751-ZE2-003	
34005006			GX340/390		

10005007/8			G-100	-	
12005007/8			GX120	14771-ZE1-000 (IN)	
16005007/8	RETANINER, INTAKE RETANINER, EXHUAUST		GX160	14771-ZE1-000/14773-ZE1-000	
20005007/8	CAZOLETA VALVULA ADMISIÓN/ ESCAPE		GX200	14771-ZE1-000/14773-ZE1-000	
24005007/8			GX240/270	14771-ZE2-000/14773-ZE2-000	
34005007/8			GX340/390	14771-ZE2-000/14773-ZE2-000	
10005003	PLATE, PUSH ROD GUIDE		G-100	-	
12005003	(Only Metal)		GX120	14791-ZE0-000	
16005003	CHAPA GUIA VÁLVULAS		GX160	14791-ZE1-010	
20005003			GX200		
24005003	PLATE, PUSH ROD GUIDE		GX240/270	14791-ZE2-010	
34005003	(With Rubber Pad)		GX340/390		
10005204			G-100		
12005204			GX120	14451-ZE1-003	
16005204	Pivot, rocker arm		GX160		
20005204	TUERCAS EJE BALANCINES		GX200	14451-ZE1-013	
24005204			GX240/270		
34005204			GX340/390		
	STARTER ASSEMBLY, RECOIL (With Steel rod ratchet)		GX-25	28400-Z0D-003	
	ARRANQUE COMPLETO		GX-35	28400-Z0Z-003	
	STARTER ASSEMBLY, RECOIL (With Steel rod ratchet)		GX-22	28400-ZM3-003	
	ARRANQUE COMPLETO		GX-31		
10006200	STARTER ASSEMBLY, RECOIL (With Steel rod ratchet)		GX-100	28400-Z0D-0037C	
	ARRANQUE COMPLETO				
GC16006200	STARTER ASSEMBLY, RECOIL (With Steel rod ratchet)		GC-160	28400-ZMO-632ZB	
	ARRANQUE COMPLETO				




	<p><u>STARTER</u> <u>ASSEMBLY, RECOIL</u> (With Steel rod ratchet) ARRANQUE COMPLETO</p>		GXV-160	28400-Z69-802		
	<p><u>STARTER</u> <u>ASSEMBLY, RECOIL</u> (With Steel rod ratchet) ARRANQUE COMPLETO</p>		G200	38400-YAO-791		
15406200			LT - 154	-		
-			GXV-160	-		
15206200			G-100	-		
16006200	<p><u>STARTER</u> <u>ASSEMBLY, RECOIL</u> (With Steel rod ratchet) ARRANQUE COMPLETO</p>		GX 120			
			GX 160	28400-ZH8-013YA		
			GX 200			
24006200			GX 240/270	-		
34006200			GX 340/390	28400-ZE3-W01Z		
10012002			G-100	-		
12012002			GX120	28451-ZE0-003		
16012002	<p><u>PULLEY, RECOIL</u> <u>STARTER</u></p>		GX160	28451-ZE1-003		
20012002	<p>(With steel plate ratchet) POLEA ARRANQUE</p>		GX200	28451-ZL0-000		
24012002			GX 240/270	28451-ZE2-W01		
34012002			GX 340/390	28451-ZE3-W01		
10006202			G-100	-		
12006202			GX120			
16006202	<p><u>SPRING, RECOIL</u> <u>STARTER</u></p>		GX160	28443-ZH8-003		
20006202	<p>MUELLE ARRANQUE</p>		GX200			
24006202			GX 240/270	28442-ZE2-W01		
34006202			GX 340/390			





16006203			GX-110		
16006203			GX-120		
16006203			GX-140	28451-ZH8-003	
16006203			GX-160		
16006203			GX-200		
	<u>STARTER ROLLS</u> <u>POLEA ARRANQUE</u>				
24006203			GX-240	28421-ZE3-W01	
24006203			GX-270		
34006203			GX-340		
34006203			GX-390	28421-ZE3-003	
10006210			G-100	-	
16006210			GX160	28461-ZE1-003	
20006210	<u>GRIP, STARTER</u> <u>PUÑO DE ARRANQUE</u>		GX200		
27006210			GX 240/270	28461-ZH2-W02	
39006210			GX 340/390	28461-ZE2-W02	
16006209	<u>ROPE, RECOIL</u> <u>STARTER</u> <u>CUERDA DE</u> <u>ARRANQUE</u>		G-100	-	
			GX120		
			GX160	28462-ZH8-003	
			GX200		
34006209			GX 240/270	28462-ZE2-W01	
			GX 340/390	28462-ZE3-W01	
16006205-1	<u>RATCHET (plastic)</u> <u>UÑAS ARRANQUE</u> <u>(Plastico)</u>		GX160	28422-ZH8-013	
10006205			G-100	-	
12006205			GX120		
16006205	<u>RATCHET (steel plate)</u> <u>UÑAS ARRANQUE</u> <u>(Metálicas)</u>		GX160	28422-ZH8-013	
20006205			GX200		
24006205			GX 240/270	28422-ZE2-W01	
34006205			GX 340/390	28422-ZE3-W01	
10006210			G-100	-	
16006210			GX160	28461-ZE1-003	
20006210	<u>GRIP, STARTER</u> <u>PUÑO DE ARRANQUE</u>		GX200		
27006210			GX 240/270	28461-ZH2-W02	
39006210			GX 340/390	28461-ZE2-W02	
16006209	<u>ROPE, RECOIL</u> <u>STARTER</u> <u>CUERDA DE</u> <u>ARRANQUE</u>		G-100	-	
			GX120		
			GX160	28462-ZH8-003	
			GX200		
34006209			GX 240/270	28462-ZE2-W01	
			GX 340/390	28462-ZE3-W01	

			GX110		
			GX120	16011-XE0-005	
			GX140		
			GX160		
	<u>AGUJA DE CARBURADOR</u>		GX240		
			GX270	16011-ZA0-931	
			GX340		
			GX390		
			GX110		
			GX120	16013-ZE0-931	
			GX140		
			GX160		
	<u>FLOTADOR PARA CARBURADOR</u>		GX240		
			GX270	16013-ZA0-931	
			GX340		
			GX390		
			G-100	-	
			GX120		
16007001	<u>SPACER COMP. CARBURETOR</u> (Paper material) <u>空滤器垫片 (纸质)</u>		GX160	16220-ZE1-020	
			GX200		
			GX 240/270	16220-ZA0-702	
			GX 340/390		
10007004			G-100	-	
12007004			GX120	16212-ZH7-800	
16007004	<u>PACKING, INSULATOR</u>		GX160	16212-ZH8-800	
20007004	<u>绝缘子垫片</u>		GX200		
24007004			GX 240/270	16223-ZA0-800	
34007004			GX 340/390	16223-ZE3-800	
10007300			G-100	-	
12007300			GX120	16211-ZE0-000	
16007300	<u>INSULATOR, CARBURET</u> OR SEPARADOR VAQUELITA CARBURADOR		GX160	16211-ZE1-000	
20007300			GX200	16211-ZL0-000	
24007300			GX 240/270	16211-ZE2-000	
34007300			GX 340/390	16211-ZE2-W00	





			G-100	-	
	<u>ELEMENT.AIR</u> <u>CLEANER</u> <i>ELEMENTO FILTRO DE</i> <i>AIRE</i>		GX160	17211-ZE1-000	
			GX200		
			GX 240/270	17211-ZE2-000	
			GX 340/390		
	<u>ELEMENT.AIR</u> <u>CLENAER</u> <u>(OIL BATH)</u> <i>ELEMENTO FILTRO</i> <i>(EN BAÑO DE ACEITE)</i>		GX120	17403-ZE1-810	
16008201	<u>ELEMENT.AIR</u> <u>CLEANER</u> <u>(For generator)</u> <i>ELEMENTOFILTRO</i> <i>GENERADOR</i>		GX160	17211-ZB2-000	
24008201			GX 240/390	17211-899-000	
10010100			G-100	-	
12010100			GX120	18300-ZH8-840	
16010100	<u>MUFFLER ASSEMBLY</u> <i>TUBO DE ESCAPE</i> <i>COMPLETO</i>		GX160	18300-ZE1-900	
20010100			GX200	18300-ZE1-900	
24010100			GX 240/270		
34010100			GX 340/390		
24010002	<u>MUFFLER JOINT PIPE</u> <i>CODO TUBO ESCAPE</i>		GX160 / 390	18381-ZH8-800	
LT16001	<u>GASKET,MUFFLER</u> <i>DEFLECTOR SALIDA</i> <i>DE HUMO</i>		Gx160 / 390	18381-ZH8-800	
	<u>GASKET,MUFFLER</u> <i>JUNTA TUBO DE</i> <i>ESCAPE</i>		GX120	18381-ZH8-800	
			GX160/200	18381-ZH8-800	
24010003	<u>GASKET,MUFFLER</u> <i>JUNTA CODO TUBO</i>		GX 240/270	18381-ZE2-800	
			GX 340/390	18381-ZE2-800	
16010001	<u>GASKET, EX. PIPE</u> <i>JUNTA TUBO DE</i> <i>ESCAPE</i>		GX 240/270	18333-ZE3-800	
24010001			GX 340/390	18333-ZE3-800	

25001100	<u>Muffler comp., std</u> (For Generator) TUBO DE ESCAPE COMPLETO (GENERADOR)		GX 160/200	18310-ZE0-A20	
38001101			GX 240/390	18310-ZF1-000	
	<u>MUFFLER JOINT PIPE</u> CODO TUBO ESCAPE		160/390	18310-ZE2-W00	
10011100	<u>FUEL TANK</u> <u>COMPONENT</u> DEPOSITO DE COMBUSTIBLE COMPLETO		G-100	-	
12011100			GX120	17500-ZE0-020	
16011100			GX160	17500-ZE1-020	
20011100	<u>FUEL TANK</u> <u>COMPONENT</u> (without cap) DEPOSITO COMPLETO		GX200		
24011100			GX 240/270	17500-ZE2-010	
34011100			GX 340/390	17510-ZE3-010	
25004100	<u>FUEL TANK</u> <u>COMPONENT</u> (without cap) DEPOSITO COMPLETO GENERADOR		LT2500-3000 CL	-	
38004100			LT3800/6500 CL	-	
16011200M	<u>FUEL CAP (Metal)</u> TAPON DEPOSITO METALICO		GX120 GX160 GX 240/270 GX 340/390	17620-ZE2-W00 17620-ZOT-814 17620-ZOT-305	
16011200	<u>FUEL CAP(plastic)</u> TAPON DEPOSITO PLASTICO		GX120 GX200 GX 240/270 GX 340/390	17620-ZH7-023 17620-ZH7-013 17620-ZH7-023	
12011001			GX120	17672-ZE2-W01	
16011001			GX160	17672-ZE2-W01	
20011001	<u>FILTER,FUEL.</u> FILTRO TAPON DEPOSITO		GX200	17672-ZE2-W01	
24011001			GX 240/270	17620-ZH7-013	
34011001			GX 340/390	17672-ZE2-W01	

12011002			GX120		
16011002	<u>Joint. fuel tank</u>		GX160		
20011002	<u>FILTRO DEPOSITO</u>		GX200	16955-ZE1-000	
24011002	<u>COMBUSTIBLE</u>		GX 240/270		
34011002			GX 340/390		
12012100			GX120	31100-ZE0-010	
16012100	<u>FYLWHEEL COMP.</u>		GX160	31100-ZE1-010	
20012100	<u>VOLANTE</u>		GX200	31100-ZE7-010	
24012100			GX 240/270	31100-ZE2-010	
34012100			GX 340/390	31100-ZE3-711	
10012001			G-100	-	
12012001			GX120	19511-ZE0-000	
16012001	<u>FAN COOLING</u>		GX160/200	19511-ZE1-001	
24012001	<u>VENTILADOR</u>		GX 240/270	19511-ZE2-000	
34012001			GX 340/390	19511-ZE3-000	
10012004			G-100	-	
12012004			GX120	30500-ZE1-043	
16012004	<u>COIL ASSY.,IGNITION</u>		GX160	30500-ZE1-043	
			GX200	30500-ZE1-033	
			GX 240/270	30500-ZF6-W02	
39001204			GX 340/390	30500-ZE3-003	
LT16002	<u>CAP ASSY. NOISE</u>		GX120		
	<u>SUPPRESSOR</u>		GX160		
	<u>PIPA BUJIA</u>		GX200	30700-ZE1-013	
			GX 240/270		
		GX 340/390			
12012400			GX160	31210-ZE1-023	
16012400	<u>MOTOR UNIT,STARTER</u>		GX200	31200-ZL0-811	
24012400	<u>MOTOR DE</u>		GX 240/270	31200-ZH9-003	
	<u>ARRANQUE</u>				
34012400			GX 340/390	31210-ZE3-013	

12009100			GX120	16500-ZH7-000	
16009100	<u>CONTROL ASSY.</u> CONJUNTO PALANCA ACELERADOR		GX160	16500-ZH8-823	
20009100			GX200		
24009100	<u>CONTROL ASSY.</u> CONJUNTO PALANCA ACELERADOR		GX 240/270	16570-ZE2-W20	
34009100	<u>CONTROL ASSY.</u> CONJUNTO PALANCA ACELERADOR		GX 340/390	16570-ZE3-W00	
12009104			GX120	16551-ZE0-010	
16009104			GX160		
20009104	<u>ARM.GOVERNOR</u> PALANCA ACELERACION		GX200	16551-ZL0-000	
24009104			GX 240/270	16551-ZE2-780	
34009104			GX 340/390	16551-ZE3-000	
12009001			GX120		
16009001			GX160	16555-ZE0-000	
20009001	<u>Rod, governor</u> VARILLA CARBURADOR		GX200		
24009001			GX 240/270	16555-ZE2-000	
34009001			GX 340/390	16555-ZE3-000	
12009003			GX120	16561-ZE0-020	
16009003			GX160	16561-ZE1-020	
20009003	<u>Spring, governor</u> MUELLE ACELERADOR		GX200	16561-ZL0-000	
24009003			GX 240/270	16561-ZE2-000	
34009003			GX 340/390	16561-ZE3-000	
12009002			GX120	16562-ZE0-020	
16009002			GX160	16562-ZE1-020	
20009002	<u>Spring, throttle return</u> MUELLE VARILLA		GX200		
24009002			GX 240/270	16562-ZE2-000	
34009002			GX 340/390	16562-ZE3-000	
			GX120		
	<u>Reduction Case Gasket</u> JUNTA REDUCTOR		GX160	21591-ZH8-620	
			GX200		

		GX120	
		GX160	21691-ZH8-800
<u>Reduction Cover Gasket</u> JUNTA CARTER EMBRAGUE		GX200/240	
		GX270/390	21691-889-750
		GX120	
		GX160	22311-822-610
<u>Clutch Plate</u> PLATO DE EMBRAGUE		GX200	
		GX270	
		GX120	
		GX160	
<u>Reduction Oil Cap / Dipstick</u> VARILLA NIVEL DE ACEITE		GX200	
		GX 240/270	
		GX120	
		GX160	22411-822-611
<u>Clutch Free Spring</u> MUELLE EMBRAGUE		GX200	
		GX 240/270	
		GX120	
		GX160	22201-822-610
<u>DISK, CLUTCH FRICTION</u> DISCO DE EMBRAGUE		GX200	
		GX240/270	
		GX120	
		GX160	22350-822-610
<u>PLATE COMP., CLUTCH PRESSURE</u> DISCO EMBRAGUE		GX200	
		GX240/270	
		GX120	
		GX160	23120-883-620
<u>SPROCKET COMP., DRIVE</u> PIÑON EMBRAGUE		GX200	
		GX240/270	23120-889-750
		GX120	
		GX160	23161-822-611
<u>CHAIN, DRIVE</u> CADENA EMBRAGUE		GX200	
		GX240/270	

<u>CENTER, CLUTCH</u> <i>SOPORTE EMBRAGUE</i>		GX120	22121-887-620	
		GX160		
			22121-883-620	
		GX200		
<u>SHAFT COMP.,PTO</u> <i>EJE PTO</i>		GX120	23711-820-610	
		GX160		
		GX200	23711-822-610	
		GX240/270		
<u>GASKET KIT</u> <i>JUEGO JUNTAS MOTOR</i>		GX120	061A1-ZH7-010	
		GX160	061A1-ZH8-020	
		GX200	06111-ZL0-000	
		GX240/270	061A1-ZH9-000	
		GX340/390	061A1-ZF6-R81	
<u>RECOIL STARTER REPAIR KIT</u> <i>KIT REPARACION ARRANQUE</i>		GX160		

Note: References to replaces Parts names and numbers are for identification purposes only. We don't represent HONDA Brand

NOTA: LOS ARTICULOS PRESENTADOS, SON ADAPTABLES A MOTORES HONDA, Y LAS REFERENCIAS SON TAN SÓLO PARA SU IDENTIFICACION , NO REPRESENTAMOS LA MARCA HONDA